

Standard Features:

- Advanced unidirectional suspension system
- Premium high-density, high-resiliency foam seat
- Tight back and seat cushion
- Double-needle top-stitch
- Knife-edge detailing
- Lifetime warranty on frame and suspension
- Quick-ship delivery

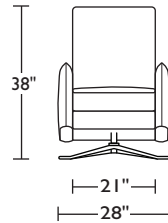
Options:

- Swivel base available in Antique Brass,
Burnished Bronze or Polished Nickel

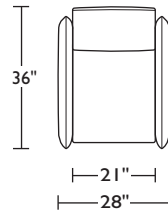
Please use actual leather, fabric, Crypton®, Sunbrella® and Ultrasuede® swatches when specifying furniture as the colors shown may vary due to the printing process.

Wall Clearance is 16"

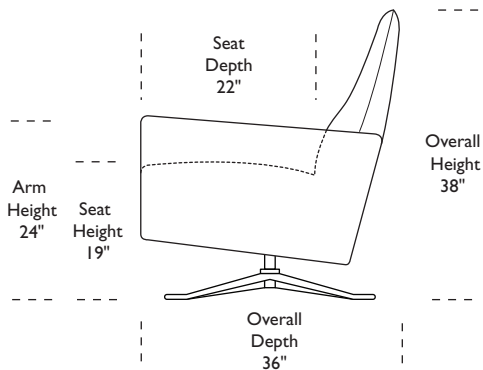
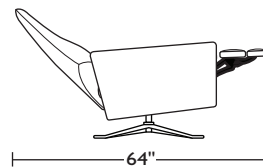
BLK-REC-ST



BLK-REC-ST



BLK-REC-ST



Scale: 1/4 inch = 1 foot
All dimensions are approximate and subject to change.
Specify components from the sitting position.